

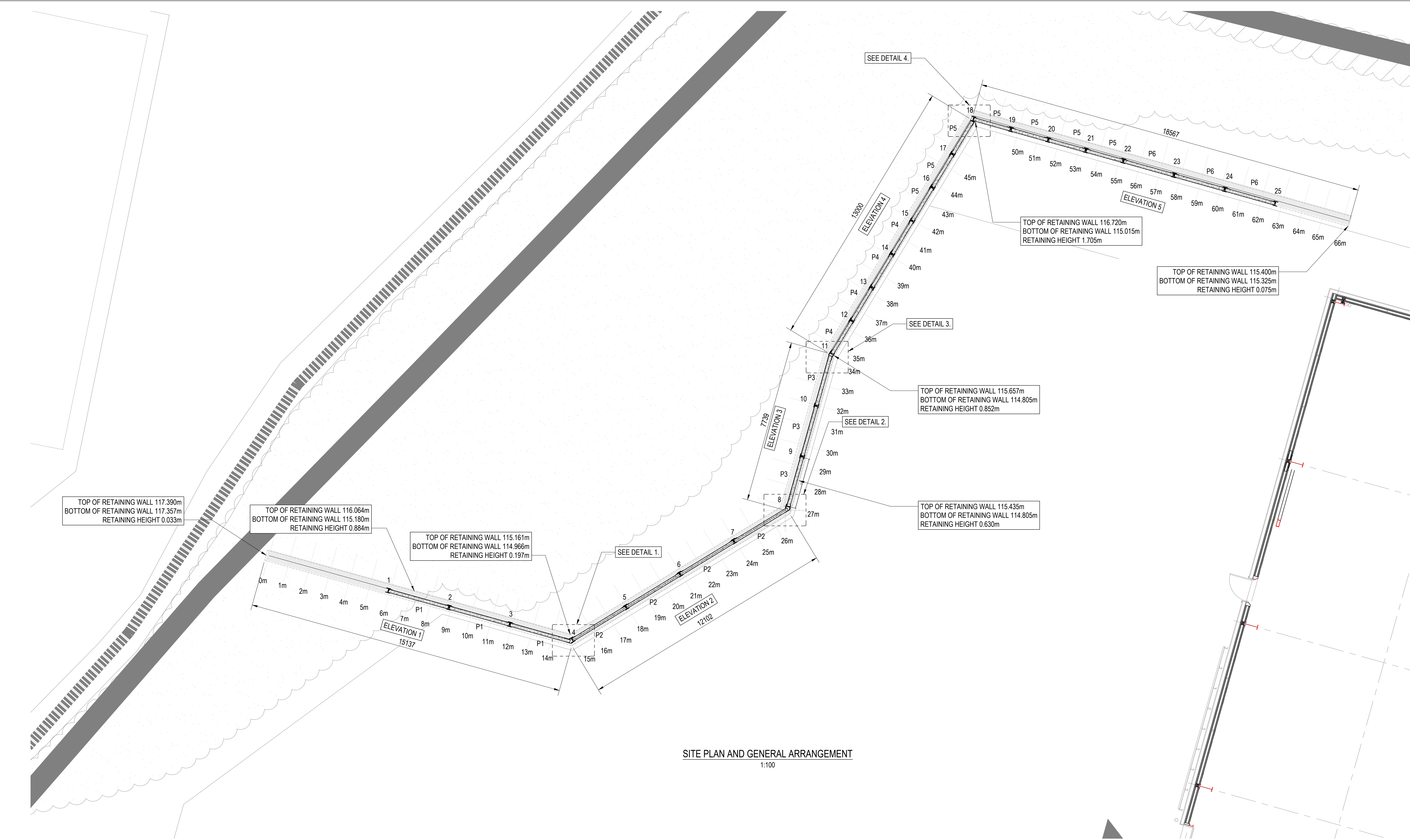
P23012 Wingates Plot 3

Drawing Register: A&A Lamb

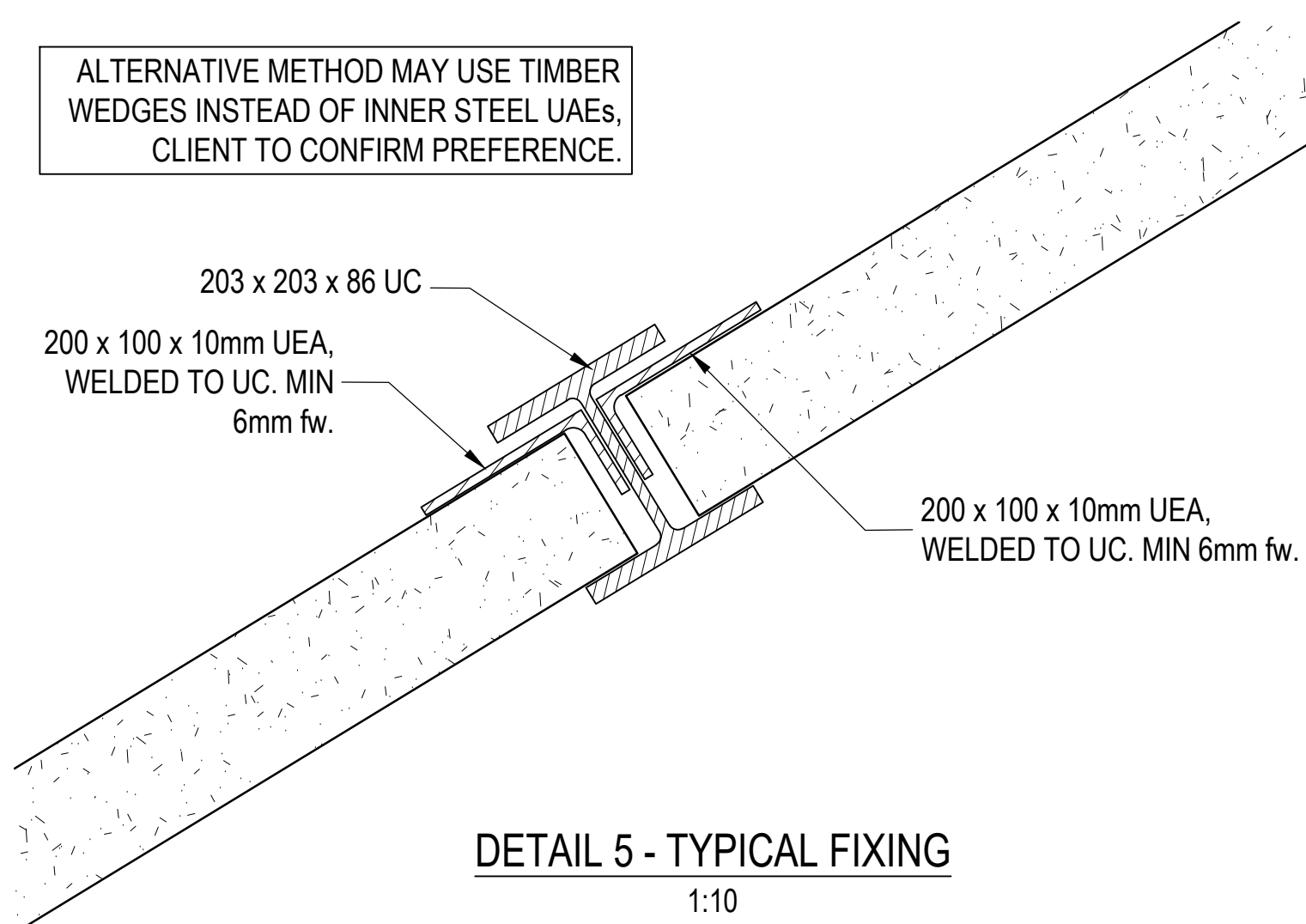
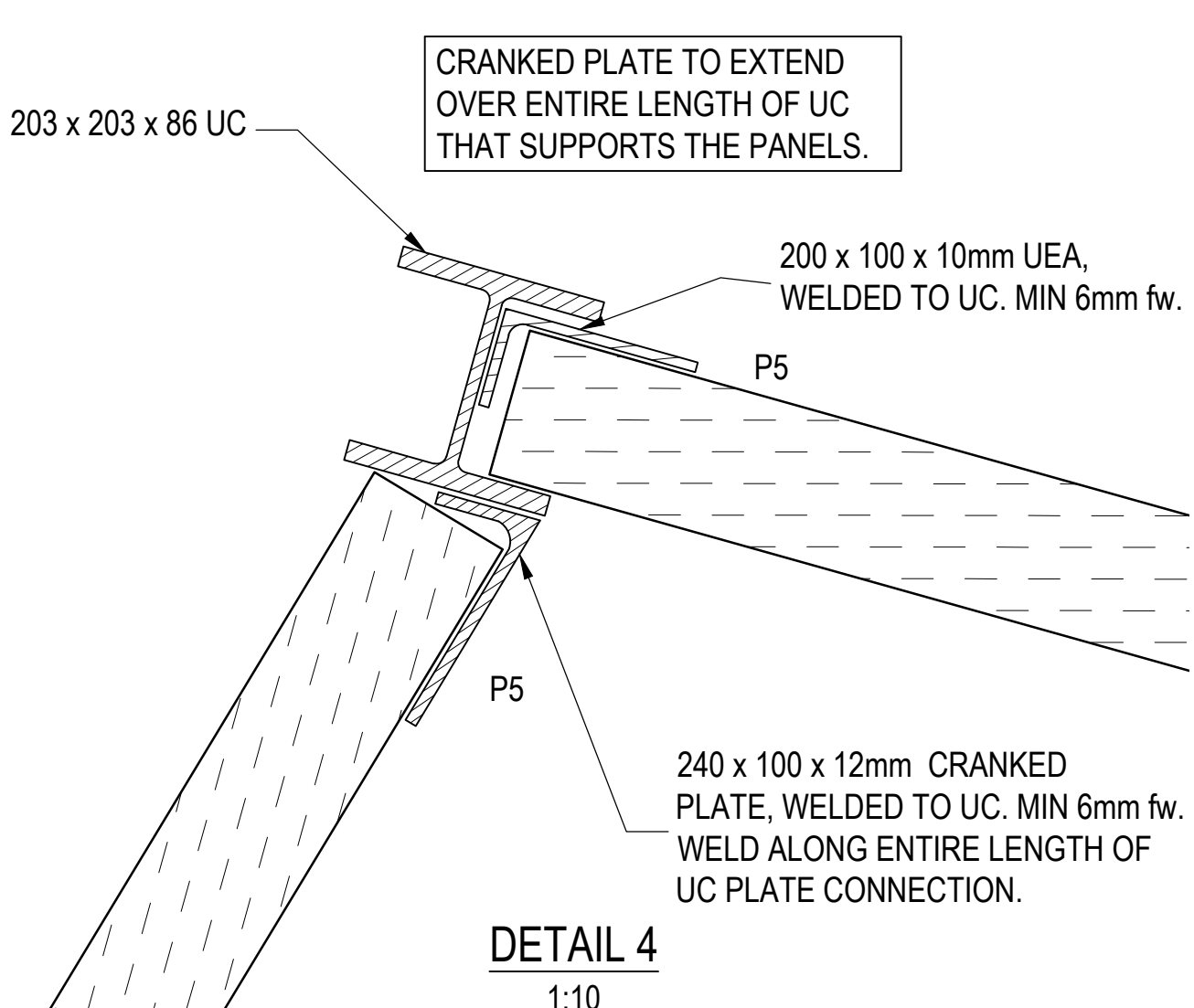
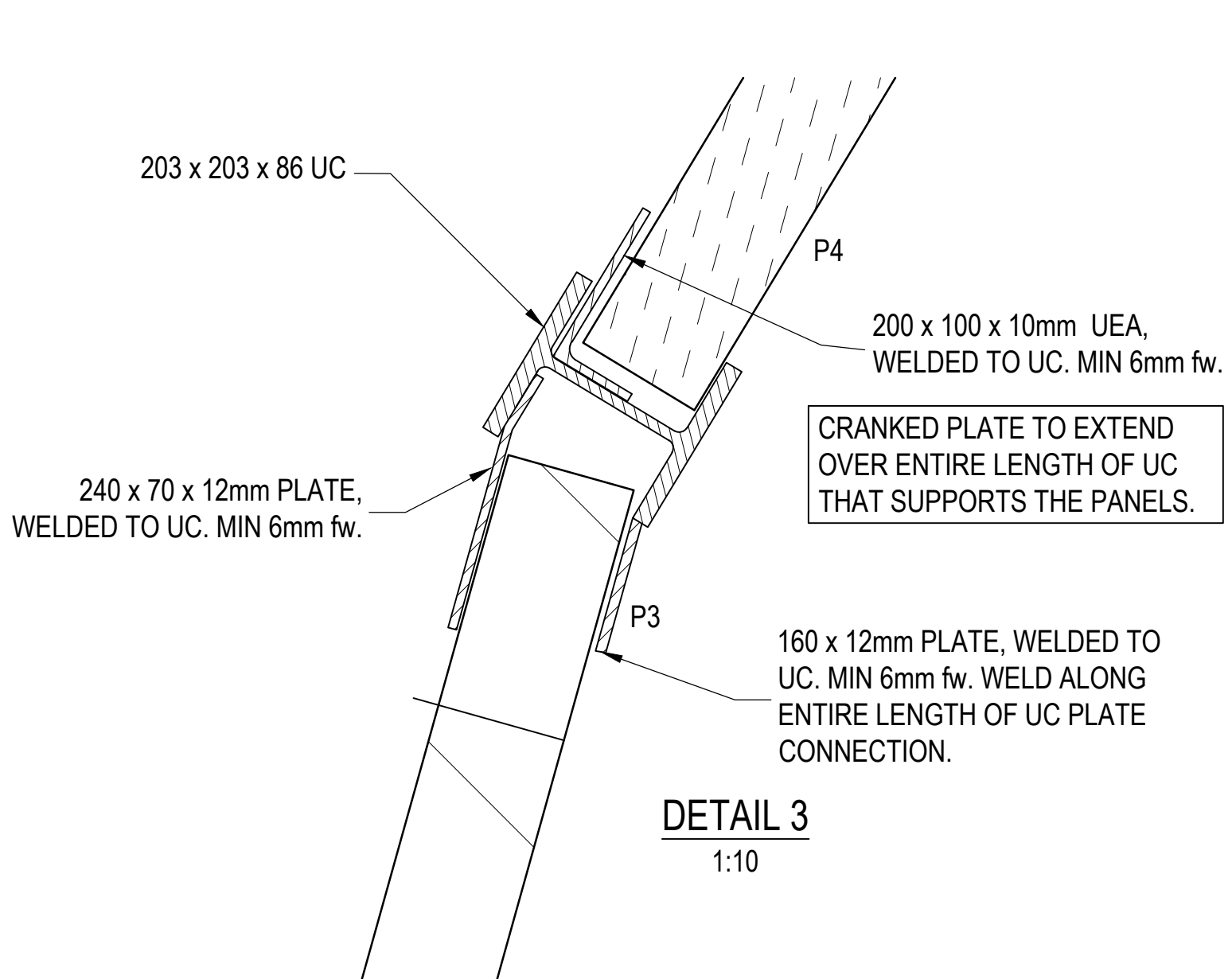
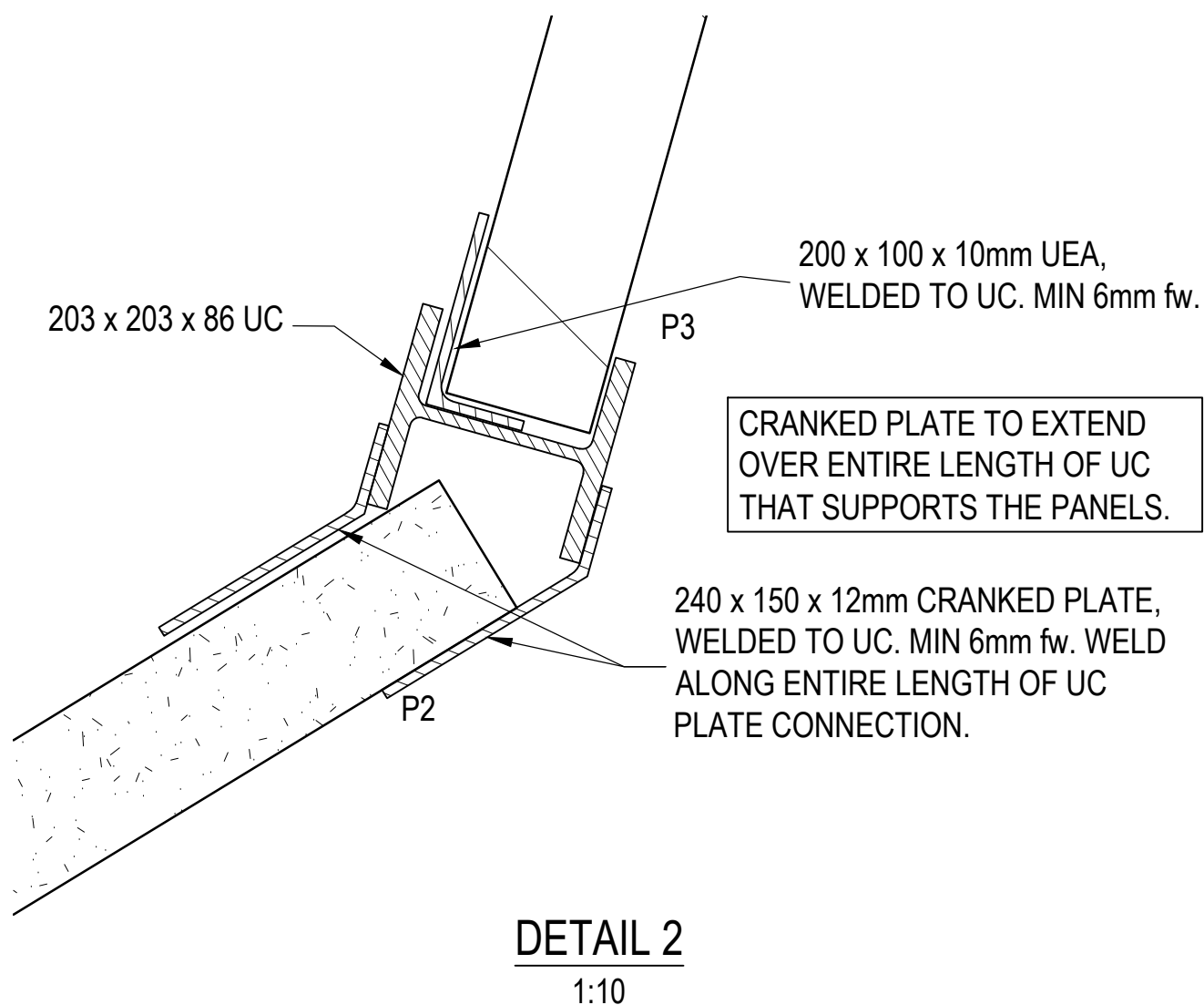
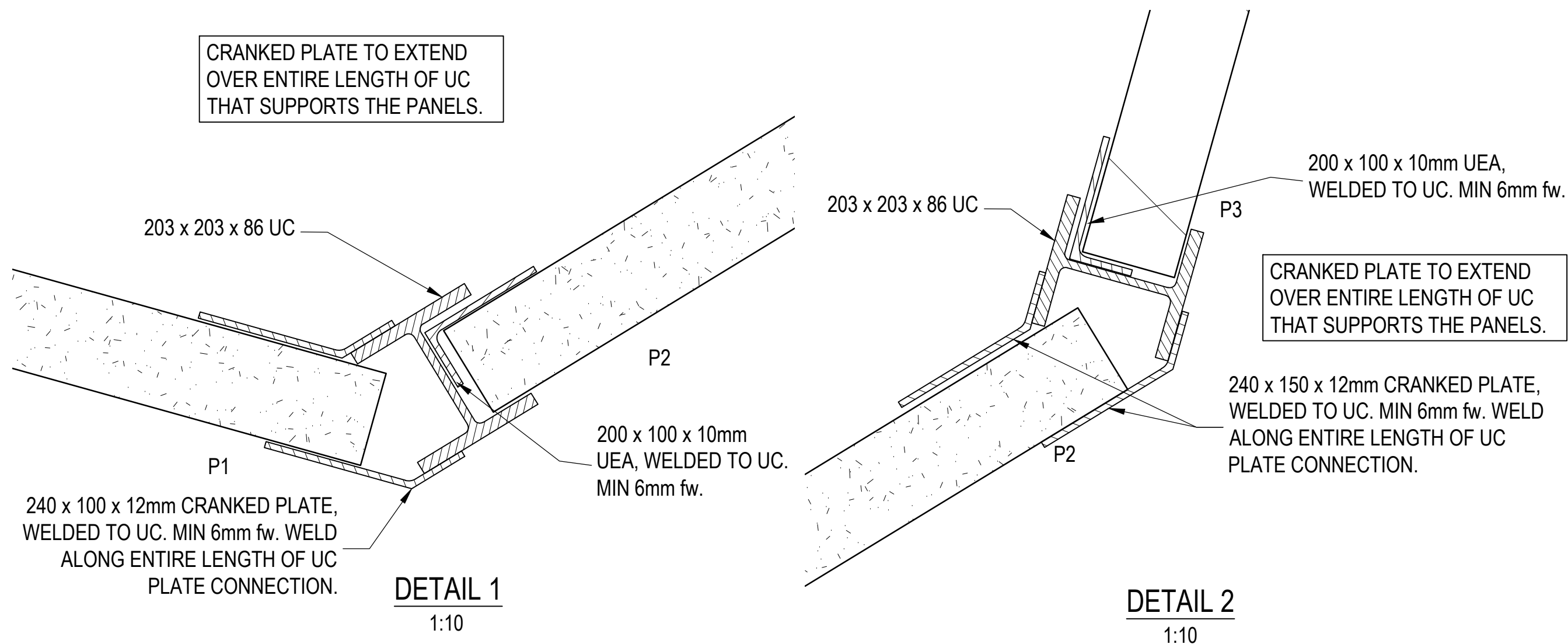
*Please note: All drawings listed below are hyperlinked to the drawings listed.
Please click on the drawing title to go directly to the drawing of your choice.*

**Works Completed: Entrance
Gates, Cycle Shelters, Vape
Shelters & Bin Store**

Drawing No.	Drawing Title	Rev
158105_S.100	General Arrangement And Connection Details	AB
158105_S.110	Elevations 1-4	AB
158105_S.111	Elevation 5	AB
158105_S.150	Sections A, B & C	AB
158105_S.151	Sections D & E	AB



SITE PLAN AND GENERAL ARRANGEMENT
1:100



Do not scale from this drawing.		
SAFETY HEALTH AND ENVIRONMENTAL INFORMATION		
IN ADDITION TO THE HAZARD/RISKS NORMALLY ASSOCIATED WITH THE TYPES OF WORK DETAILED ON THIS DRAWING, NOTE THE FOLLOWING RISKS AND INFORMATION.		
RISKS LISTED HERE ARE NOT EXHAUSTIVE. REFER TO DESIGN ASSESSMENT FORM NO.		
CONSTRUCTION:		
CONTRACTOR TO USE UTILITY MAPS AND GPR TO ENSURE SERVICES ARE LOCATED PRIOR TO EXCAVATION.		
DEMOLITION		
NO KNOWN RISKS.		
FOR INFORMATION RELATING TO USE, CLEANING AND MAINTENANCE SEE THE HEALTH AND SAFETY FILE		
IT IS ASSUMED THAT ALL WORKS WILL BE CARRIED OUT BY A COMPETENT CONTRACTOR WORKING, WHERE APPROPRIATE, TO AN APPROVED METHOD STATEMENT.		

NOTES

- THIS DRAWING TO BE READ IN CONJUNCTION WITH ALL OTHER RELEVANT ENGINEER'S AND ARCHITECT'S DRAWINGS AND SPECIFICATIONS.
- SETTING OUT TO ARCHITECT'S DRAWINGS.
- WORKS TO COMPLY WITH ALL RELEVANT BRITISH STANDARDS, CODES OF PRACTICES, EURO CODES AND THE BUILDING REGULATIONS.
- THE CONTRACTOR SHALL BE RESPONSIBLE FOR MAINTAINING THE STRUCTURAL INTEGRITY OF THE WORKS AT ALL TIMES BY THE PROVISION OF ADEQUATE TEMPORARY WORKS.
- ALL DIMENSIONS IN MILLIMETERS (mm), ALL LEVELS IN METRES (m) AND TO ORDNANCE DATUM.
- ALL WELDS TO BE MIN 6mm FILLET WELD.
- CONCRETE SPEC TO BE MIN FND2

PANEL SCHEDULE
P1 - 3000 x 1200mm
P2 - 3000 x 1000mm
P3 - 2500 x 1200mm
P4 - 1850 x 1500 mm
P5 - 1850 x 1000mm
P6 - 2500 x 1500mm

COLUMN SCHEDULE
C1 - 203 x 203 x 86 UC

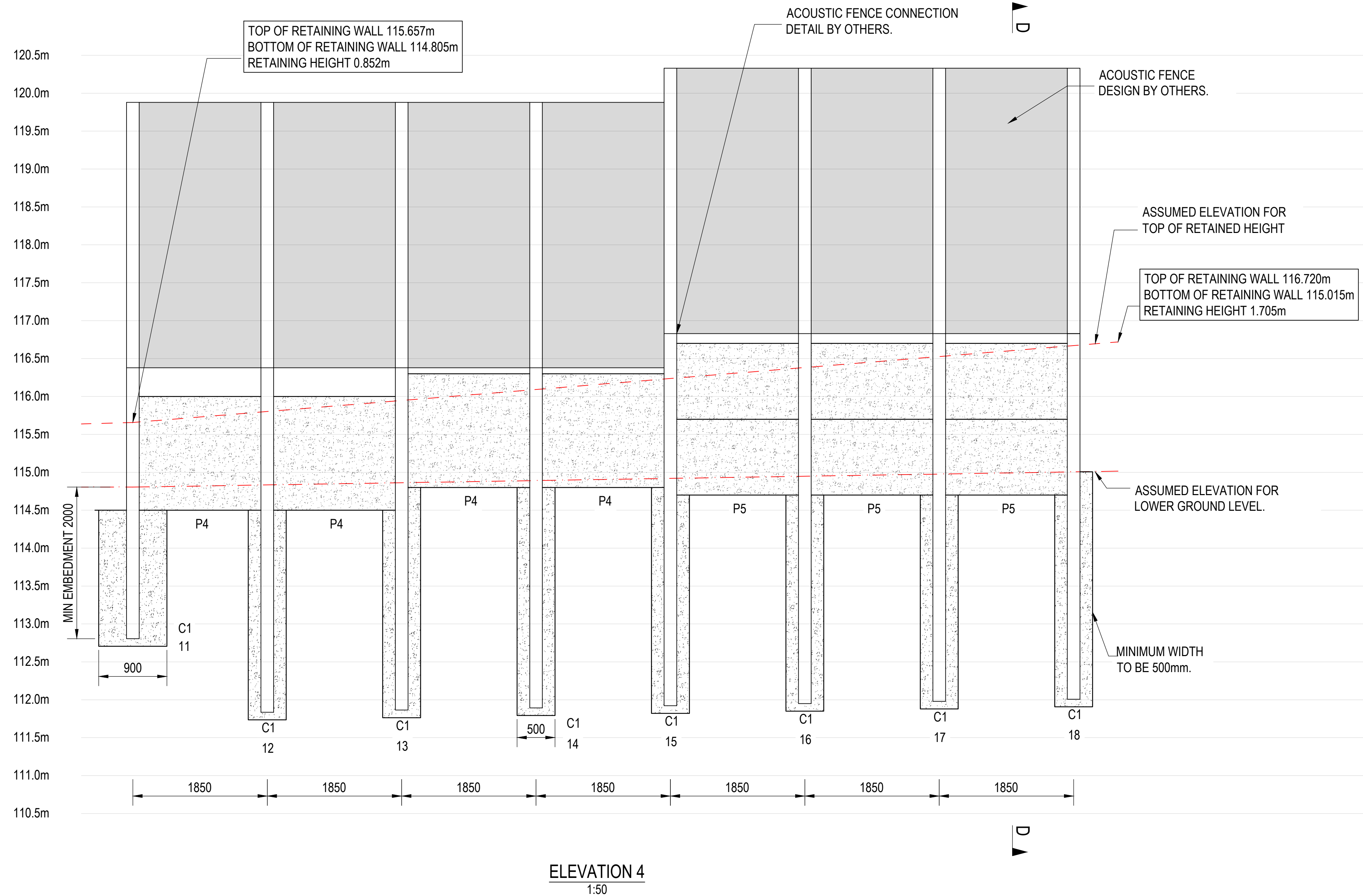
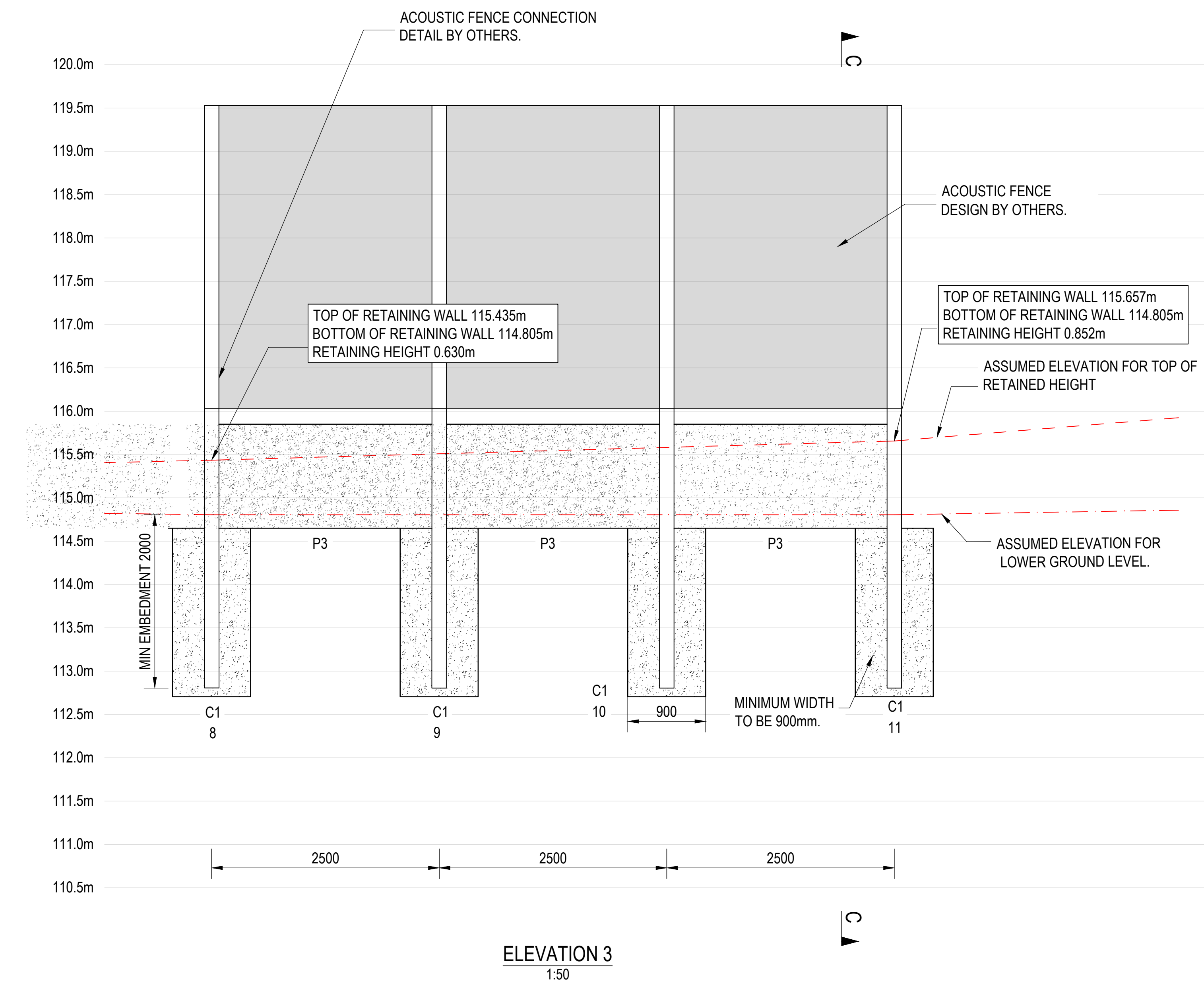
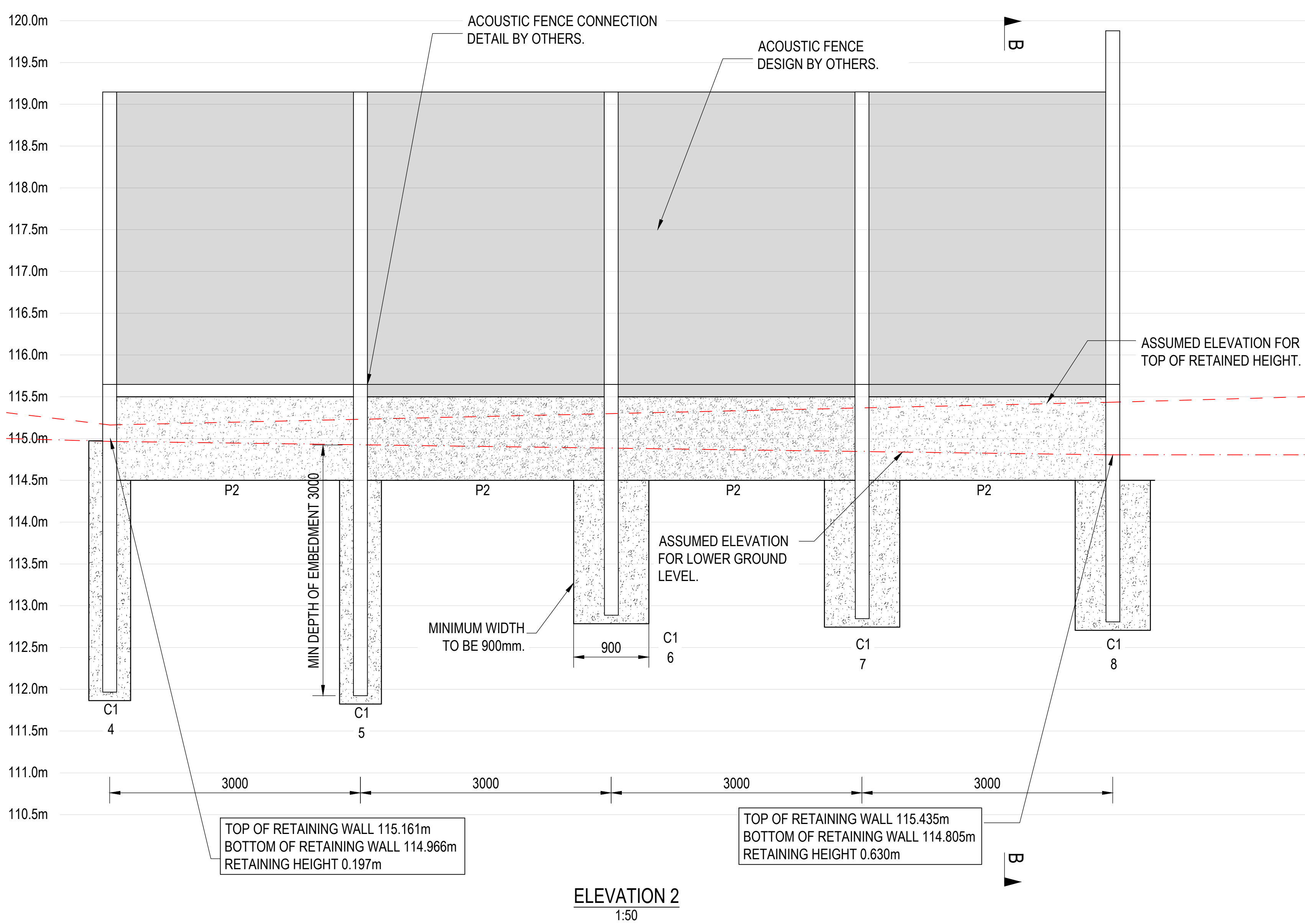
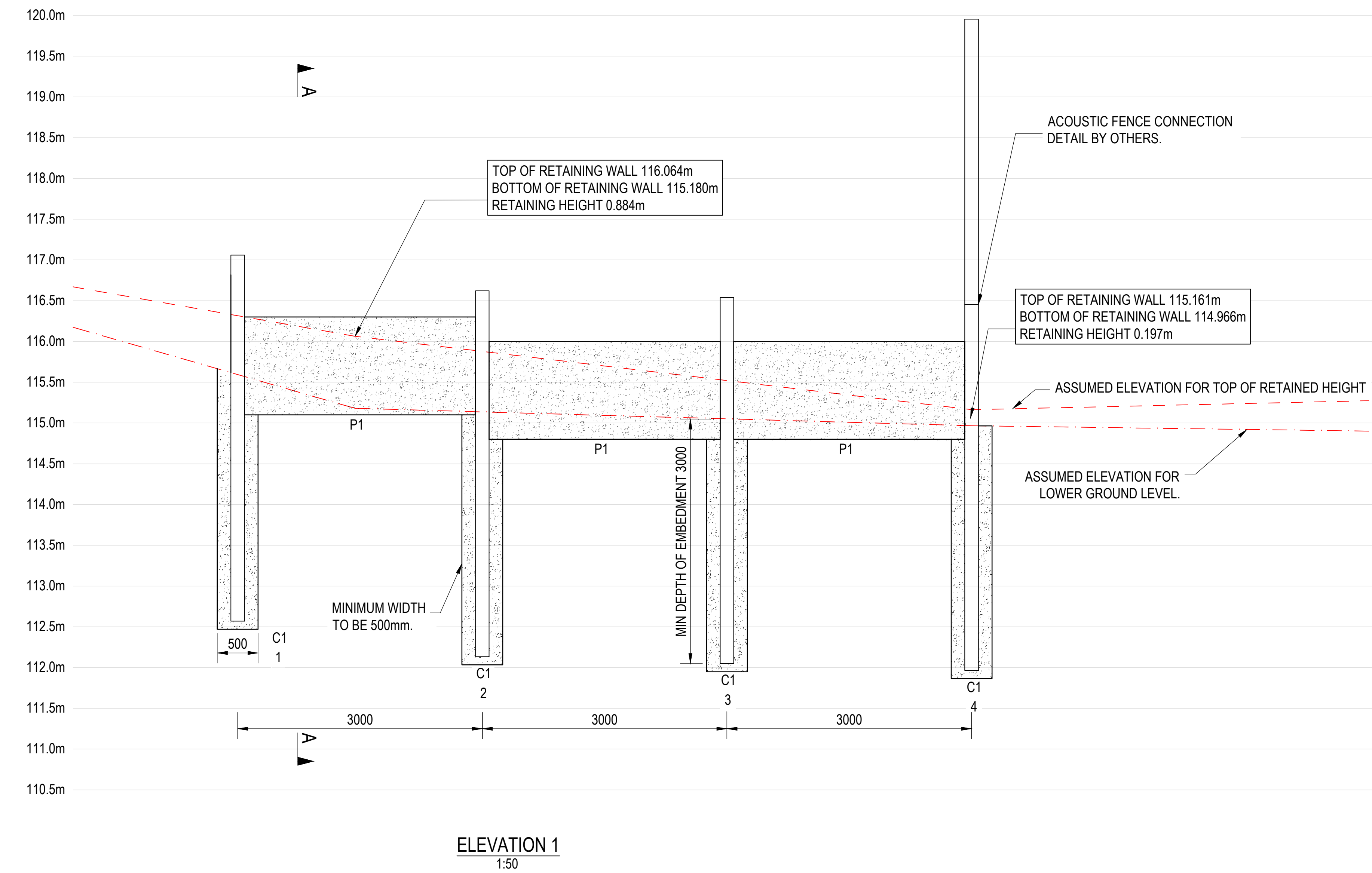
AS BUILT
ISSUE

X1	22.05.24	AS BUILT ISSUE	MT	BW	DK
C2	10.04.24	REVISED POSTS CLOUDED	MT	BW	DK
C1	04.12.23	CONSTRUCTION ISSUE	MT	BW	DK
Rev.	Date	Description	Drwn.	Chkd.	Appd.

FAIRHURST		Client:
Fairhurst Group LLP Frobisher 4 Plymouth Science Park, 1 Davy Road, Plymouth, PL6 8BY		UNBRAKO PRECAST
Tel: 01752 874921		

Project Title:
**PLOT 3, GREAT BANK ROAD, BOLTON
KING POST RETAINING WALL**

Drawing Title: GENERAL ARRANGEMENT AND CONNECTION DETAILS		
Scale at A1: AS SHOWN	Status: AS BUILT	
Drawn: MT	Checked: BW	Approved: DK
Date: 03.11.23	Date: 03.11.23	Date: 04.12.23
Drawing No.: 158105_S.100		Revision: X1



Do not scale from this drawing.
SAFETY HEALTH AND ENVIRONMENTAL INFORMATION
IN ADDITION TO THE HAZARD/RISKS NORMALLY ASSOCIATED WITH THE TYPES OF WORK DETAILED ON THIS DRAWING, NOTE THE FOLLOWING RISKS AND INFORMATION.
RISKS LISTED HERE ARE NOT EXHAUSTIVE. REFER TO DESIGN ASSESSMENT FORM NO.
CONSTRUCTION: CONTRACTOR TO USE UTILITY MAPS AND GPR TO ENSURE SERVICES ARE LOCATED PRIOR TO EXCAVATION.
DEMOLITION NO KNOWN RISKS.
FOR INFORMATION RELATING TO USE, CLEANING AND MAINTENANCE SEE THE HEALTH AND SAFETY FILE
IT IS ASSUMED THAT ALL WORKS WILL BE CARRIED OUT BY A COMPETENT CONTRACTOR WORKING, WHERE APPROPRIATE, TO AN APPROVED METHOD STATEMENT.

- NOTES**
- THIS DRAWING TO BE READ IN CONJUNCTION WITH ALL OTHER RELEVANT ENGINEER'S AND ARCHITECT'S DRAWINGS AND SPECIFICATIONS.
 - SETTING OUT TO ARCHITECT'S DRAWINGS.
 - WORKS TO COMPLY WITH ALL RELEVANT BRITISH STANDARDS, CODES OF PRACTICES, EURO CODES AND THE BUILDING REGULATIONS.
 - THE CONTRACTOR SHALL BE RESPONSIBLE FOR MAINTAINING THE STRUCTURAL INTEGRITY OF THE WORKS AT ALL TIMES BY THE PROVISION OF ADEQUATE TEMPORARY WORKS.
 - ALL DIMENSIONS IN MILLIMETERS (mm), ALL LEVELS IN METRES (m) AND TO ORDNANCE DATUM.
 - ALL WELDS TO BE MIN 6mm FILLET WELD.
 - CONCRETE SPEC TO BE MIN FND2.

COLUMN SCHEDULE
C1 - 203 x 203 x 86 UB

PANEL SCHEDULE
P1 - 3000 x 1200mm
P2 - 3000 x 1000mm
P3 - 2500 x 1200mm
P4 - 1850 X 1500 mm
P5 - 1850 x 1000mm
P6 - 2500 x 1500mm

**AS BUILT
ISSUE**

X1	22.05.24	AS BUILT ISSUE	MT	BW	DK
C2	10.04.24	UPDATE TO FOUNDATION WIDTH & EMBEDMENT DEPTH	MT	BW	DK
C1	04.12.23	CONSTRUCTION ISSUE	MT	BW	DK
Rev.	Date	Description	Drwn.	Chkd.	Appd.

FAIRHURST	Client:
Fairhurst Group LLP Frobisher 4 Plymouth Science Park, 1 Davy Road, Plymouth, PL6 6BY Tel: 01752 874921	UNBRAKO PRECAST

Project Title:
**PLOT 3, GREAT BANK ROAD, BOLTON
KING POST RETAINING WALL**

Drawing Title:
ELEVATIONS 1 - 4

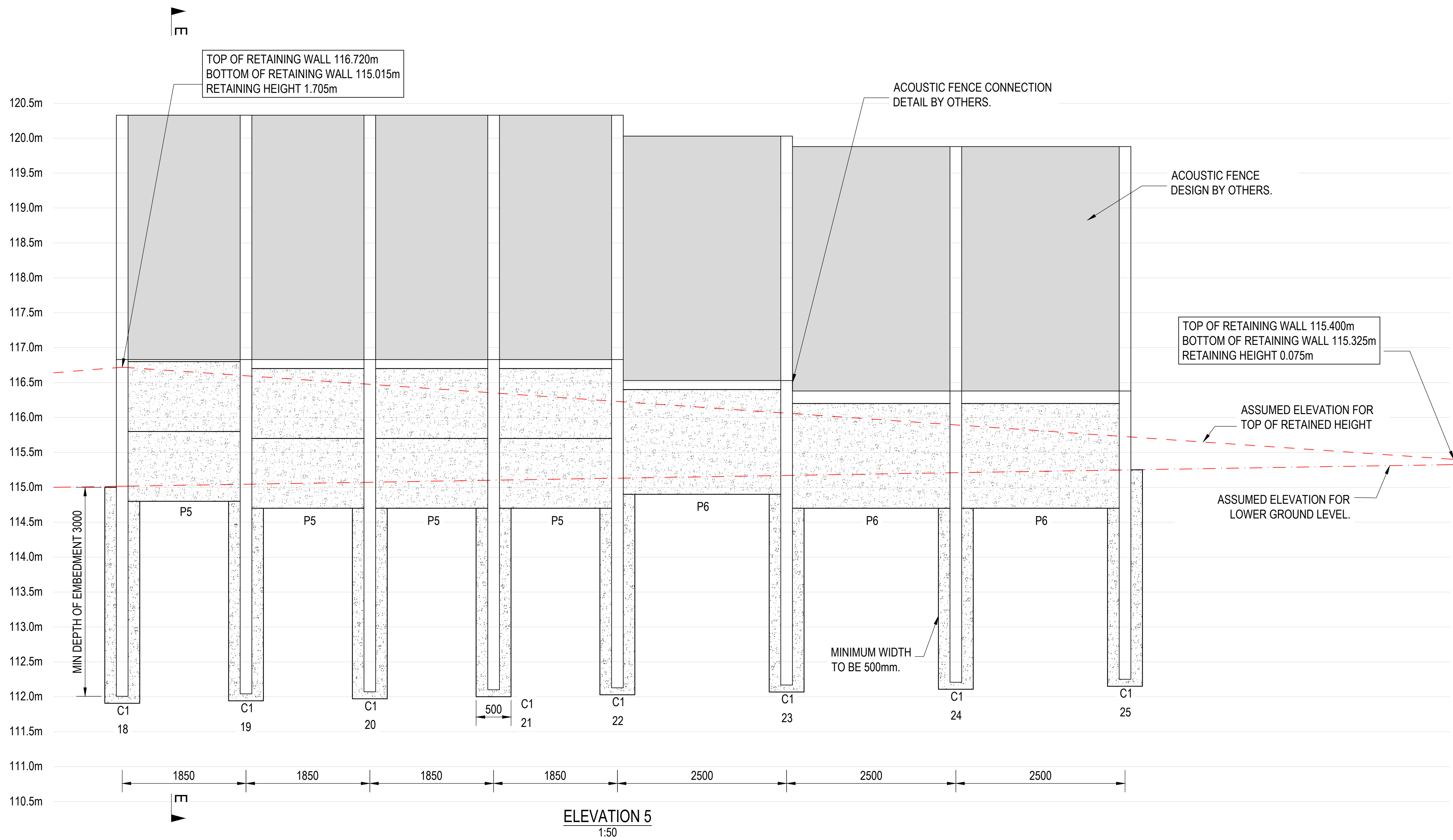
Scale at A1: AS SHOWN	Status: AS BUILT	Approved: DK
Drawn: MT	Checked: BW	Date: 04.12.23
Date: 03.11.23	Date: 03.11.23	Date: 04.12.23
Drawing No.:	Revision:	

158105_S.110

X1

RETAINED HEIGHT IS ASSUMED, TBC BY CONTRACTOR PRIOR TO CONSTRUCTION.

ALL SETTING OUT IS DONE BY OTHERS.



RETAINED HEIGHT IS ASSUMED, TBC BY CONTRACTOR PRIOR TO CONSTRUCTION.

ALL SETTING OUT IS DONE BY OTHERS.

Do not scale from this drawing.
SAFETY HEALTH AND ENVIRONMENTAL INFORMATION
IN ADDITION TO THE HAZARD/RISKS NORMALLY ASSOCIATED WITH THE TYPES OF WORK DETAILED ON THIS DRAWING, NOTE THE FOLLOWING RISKS AND INFORMATION.
RISKS LISTED HERE ARE NOT EXHAUSTIVE. REFER TO DESIGN ASSESSMENT FORM NO.
CONSTRUCTION:
CONTRACTOR TO USE UTILITY MAPS AND GPR TO ENSURE SERVICES ARE LOCATED PRIOR TO EXCAVATION.
DEMOLITION
NO KNOWN RISKS.
FOR INFORMATION RELATING TO USE, CLEANING AND MAINTENANCE SEE THE HEALTH AND SAFETY FILE
IT IS ASSUMED THAT ALL WORKS WILL BE CARRIED OUT BY A COMPETENT CONTRACTOR WORKING, WHERE APPROPRIATE, TO AN APPROVED METHOD STATEMENT.

NOTES

- THIS DRAWING TO BE READ IN CONJUNCTION WITH ALL OTHER RELEVANT ENGINEER'S AND ARCHITECT'S DRAWINGS AND SPECIFICATIONS.
- SETTING OUT TO ARCHITECT'S DRAWINGS.
- WORKS TO COMPLY WITH ALL RELEVANT BRITISH STANDARDS, CODES OF PRACTICES, EURO CODES AND THE BUILDING REGULATIONS.
- THE CONTRACTOR SHALL BE RESPONSIBLE FOR MAINTAINING THE STRUCTURAL INTEGRITY OF THE WORKS AT ALL TIMES BY THE PROVISION OF ADEQUATE TEMPORARY WORKS.
- ALL DIMENSIONS IN MILLIMETERS (mm), ALL LEVELS IN METRES (m) AND TO ORDNANCE DATUM.
- ALL WELDS TO BE MIN 6mm FILLET WELD.
- CONCRETE SPEC TO BE MIN FND2

PANEL SCHEDULE
P1 - 3000 x 1200mm
P2 - 3000 x 1000mm
P3 - 2500 x 1200mm
P4 - 1850 x 1500mm
P5 - 1850 x 1000mm
P6 - 2500 x 1500mm

COLUMN SCHEDULE
C1 - 203 x 203 x 86 UC

AS BUILT
ISSUE

X1	22.05.24	AS BUILT ISSUE	MT	BW	DK
C1	04.12.23	CONSTRUCTION ISSUE	MT	BW	DK
Rev.	Date	Description	Drwn.	Chkd.	Appd.

FAIRHURST	Client:
Fairhurst Group LLP Frobisher 4 Plymouth Science Park, 1 Davy Road, Plymouth, PL6 8BY Tel: 01752 874921	UNBRAKO PRECAST

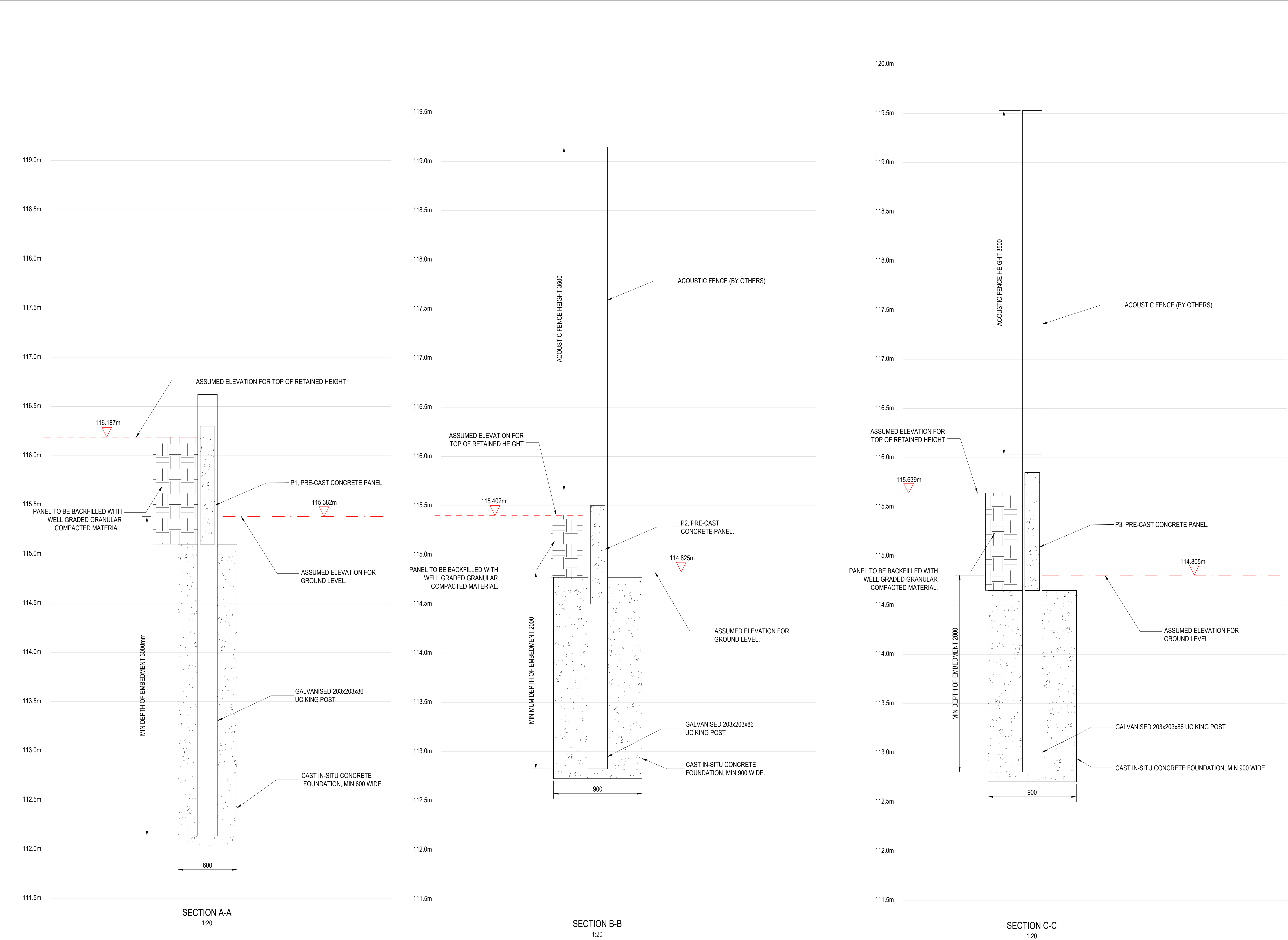
Project Title:
PLOT 3, GREAT BANK ROAD, BOLTON
KING POST RETAINING WALL

Drawing Title:
ELEVATION 5

Scale at A1:	Status:	
AS SHOWN	AS BUILT	
Drawn:	Checked:	Approved:
MT	BW	DK
Date:	Date:	Date:
03.11.23	03.11.23	04.12.23
Drawing No.:	Revision:	

158105_S.111

X1



Do not scale from this drawing.

SAFETY HEALTH AND ENVIRONMENTAL INFORMATION

IN ADDITION TO THE HAZARD/RISKS NORMALLY ASSOCIATED WITH THE TYPES OF WORK DETAILED ON THIS DRAWING, NOTE THE FOLLOWING RISKS AND INFORMATION.

RISKS LISTED HERE ARE NOT EXHAUSTIVE. REFER TO DESIGN ASSESSMENT FORM NO.

CONSTRUCTION:
CONTRACTOR TO USE UTILITY MAPS AND GPR TO ENSURE SERVICES ARE LOCATED PRIOR TO EXCAVATION.

DEMOLITION
NO KNOWN RISKS.

FOR INFORMATION RELATING TO USE, CLEANING AND MAINTENANCE SEE THE HEALTH AND SAFETY FILE

IT IS ASSUMED THAT ALL WORKS WILL BE CARRIED OUT BY A COMPETENT CONTRACTOR WORKING, WHERE APPROPRIATE, TO AN APPROVED METHOD STATEMENT.

NOTES

1. THIS DRAWING TO BE READ IN CONJUNCTION WITH ALL OTHER RELEVANT ENGINEER'S AND ARCHITECT'S DRAWINGS AND SPECIFICATIONS.

2. SETTING OUT TO ARCHITECT'S DRAWINGS.

3. WORKS TO COMPLY WITH ALL RELEVANT BRITISH STANDARDS, CODES OF PRACTICES, EURO CODES AND THE BUILDING REGULATIONS.

4. THE CONTRACTOR SHALL BE RESPONSIBLE FOR MAINTAINING THE STRUCTURAL INTEGRITY OF THE WORKS AT ALL TIMES BY THE PROVISION OF ADEQUATE TEMPORARY WORKS.

5. ALL DIMENSIONS IN MILLIMETERS (mm), ALL LEVELS IN METRES (m) AND TO ORDNANCE DATUM.

6. ALL WELDS TO BE MIN 6mm FILLET WELD.

7. CONCRETE SPEC TO BE MIN FND2.

PANEL SCHEDULE

P1 - 3000 x 1200mm
P2 - 3000 x 1000mm
P3 - 2500 x 1200mm
P4 - 1850 x 1500 mm
P5 - 1850 x 1000mm
P6 - 2500 x 1500mm

COLUMN SCHEDULE

C1 - 203 x 203 x 86 UC

AS BUILT
ISSUE

X1	22.05.24	AS BUILT ISSUE	MT	BW	DK
C2	10.04.24	UPDATE TO FOUNDATION WIDTH & EMBEDMENT DEPTH	MT	BW	DK
C1	04.12.23	CONSTRUCTION ISSUE	MT	BW	DK
Rev.	Date	Description	Drwn.	Chkd.	Appd.

FAIRHURST

Fairhurst Group LLP
Frobisher 4
Plymouth Science Park,
1 Davy Road, Plymouth,
PL6 6BY
Tel: 01752 874921

Client:
UNBRAKO PRECAST

Project Title:

PLOT 3, GREAT BANK ROAD, BOLTON
KING POST RETAINING WALL

Drawing Title:

SECTIONS A, B & C

Scale at A1:
AS SHOWN

Status:
AS BUILT

Drawn:
MT

Checked:
BW

Approved:
DK

Date:
03.11.23

Date:
03.11.23

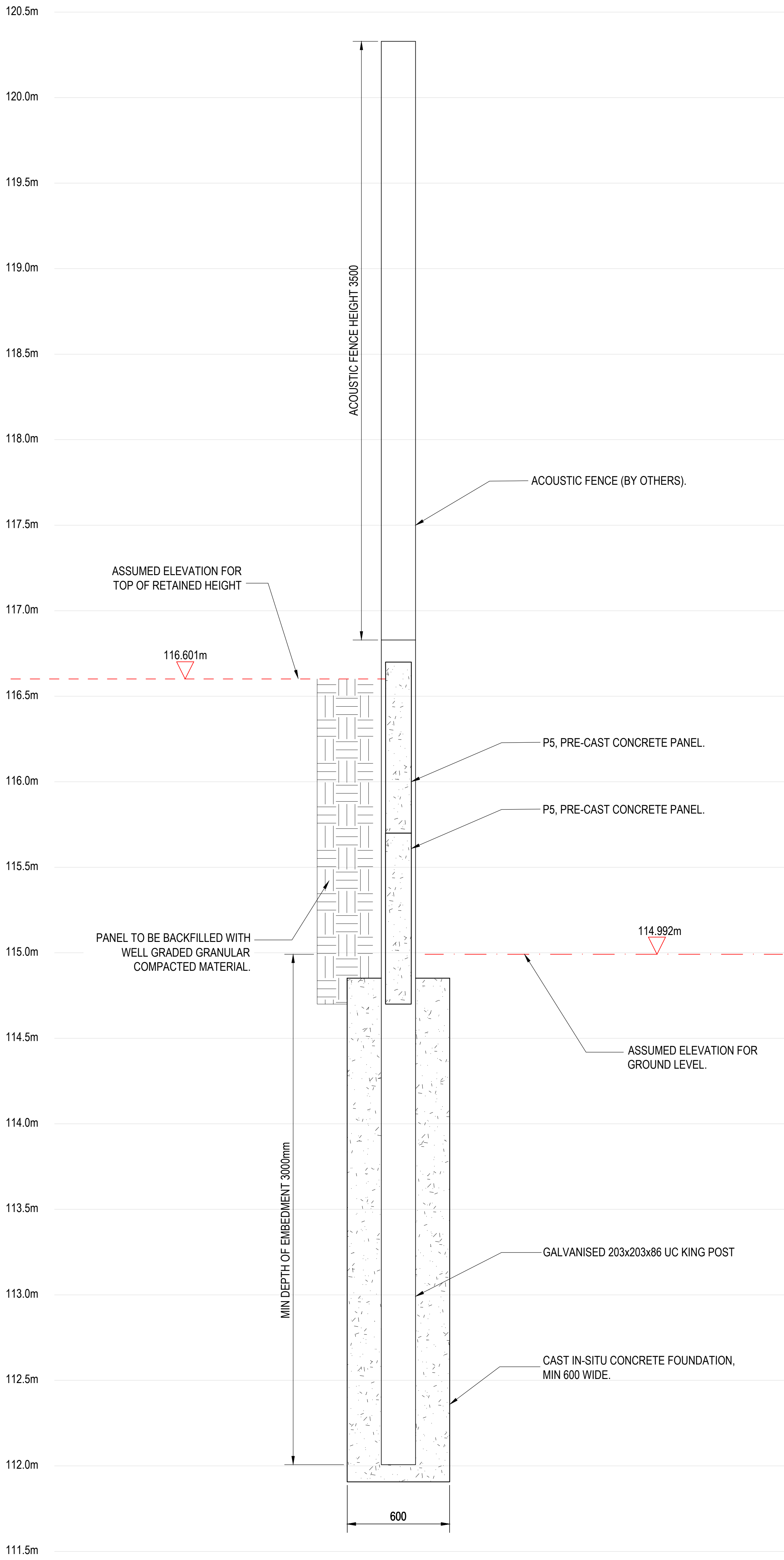
Date:
04.12.23

Drawing No.:

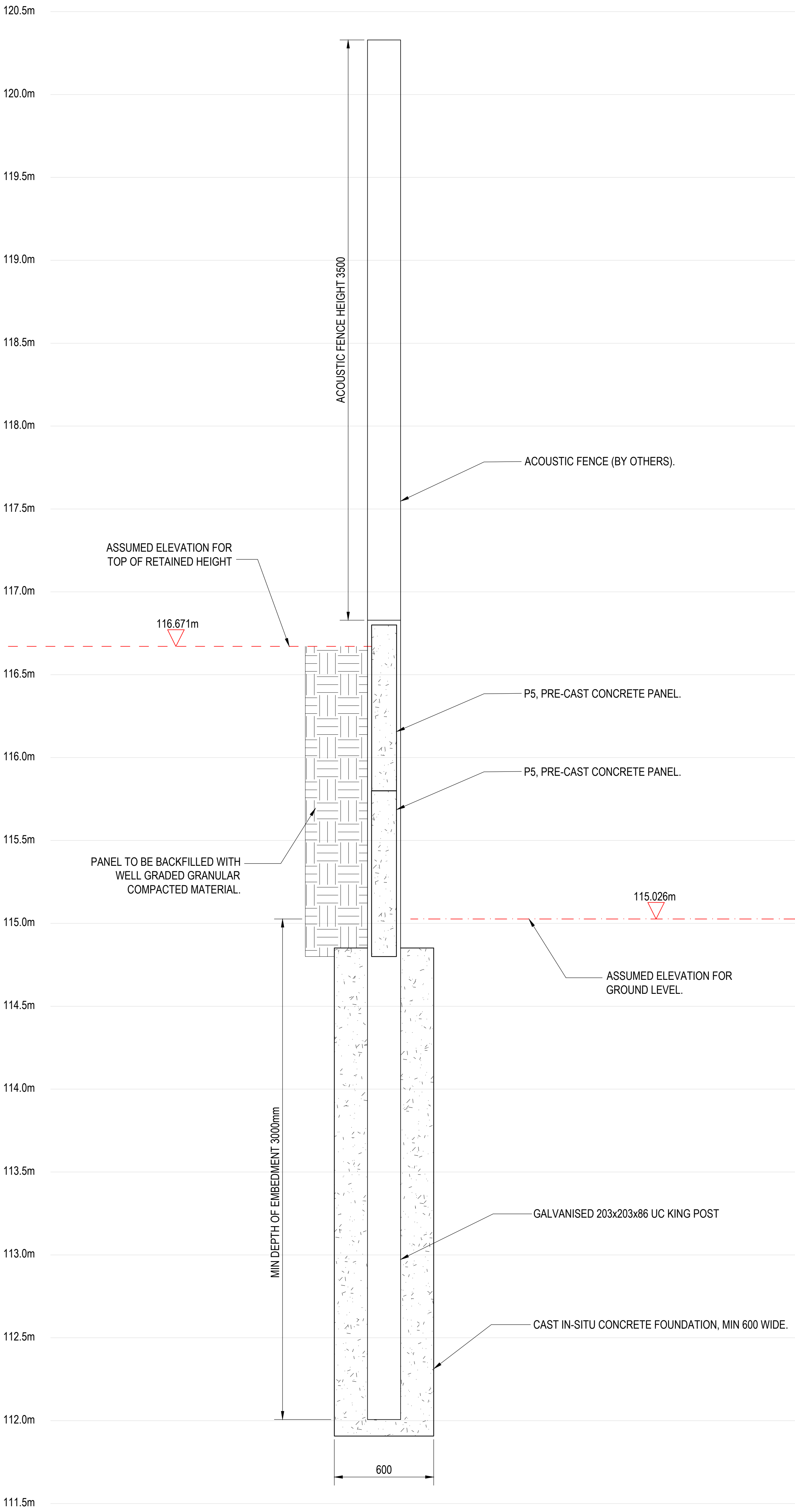
158105_S.150

Revision:

X1



SECTION D-D
1:20



SECTION E-E
1:20

Do not scale from this drawing.
SAFETY HEALTH AND ENVIRONMENTAL INFORMATION
IN ADDITION TO THE HAZARD/RISKS NORMALLY ASSOCIATED WITH THE TYPES OF WORK DETAILED ON THIS DRAWING, NOTE THE FOLLOWING RISKS AND INFORMATION.
RISKS LISTED HERE ARE NOT EXHAUSTIVE. REFER TO DESIGN ASSESSMENT FORM NO.
CONSTRUCTION:
CONTRACTOR TO USE UTILITY MAPS AND GPR TO ENSURE SERVICES ARE LOCATED PRIOR TO EXCAVATION.
DEMOLITION
NO KNOWN RISKS.
FOR INFORMATION RELATING TO USE, CLEANING AND MAINTENANCE SEE THE HEALTH AND SAFETY FILE
IT IS ASSUMED THAT ALL WORKS WILL BE CARRIED OUT BY A COMPETENT CONTRACTOR WORKING, WHERE APPROPRIATE, TO AN APPROVED METHOD STATEMENT.

- NOTES
- THIS DRAWING TO BE READ IN CONJUNCTION WITH ALL OTHER RELEVANT ENGINEER'S AND ARCHITECT'S DRAWINGS AND SPECIFICATIONS.
 - SETTING OUT TO ARCHITECT'S DRAWINGS.
 - WORKS TO COMPLY WITH ALL RELEVANT BRITISH STANDARDS, CODES OF PRACTICES, EURO CODES AND THE BUILDING REGULATIONS.
 - THE CONTRACTOR SHALL BE RESPONSIBLE FOR MAINTAINING THE STRUCTURAL INTEGRITY OF THE WORKS AT ALL TIMES BY THE PROVISION OF ADEQUATE TEMPORARY WORKS.
 - ALL DIMENSIONS IN MILLIMETERS (mm), ALL LEVELS IN METRES (m) AND TO ORDNANCE DATUM.
 - ALL WELDS TO BE MIN 6mm FILLET WELD.
 - CONCRETE SPEC TO BE MIN FND2

PANEL SCHEDULE	COLUMN SCHEDULE
P1 - 3000 x 1200mm	C1 - 203 x 203 x 86 UC
P2 - 3000 x 1000mm	
P3 - 2500 x 1200mm	
P4 - 1850 x 1500 mm	
P5 - 1850 x 1000mm	
P6 - 2500 x 1500mm	

AS BUILT
ISSUE

X1	22.05.24	AS BUILT ISSUE	MT	BW	DK
C1	04.12.23	CONSTRUCTION ISSUE	MT	BW	DK
Rev.	Date	Description	Drwn.	Chkd.	Appd.

FAIRHURST

Fairhurst Group LLP
Frobisher 4
Plymouth Science Park,
1 Davy Road, Plymouth,
PL6 8BY
Tel: 01752 874921

Client:
UNBRAKO PRECAST

Project Title:
**PLOT 3, GREAT BANK ROAD, BOLTON
KING POST RETAINING WALL**

Drawing Title:
SECTIONS D & E

Scale at A1:	Status:	
AS SHOWN	AS BUILT	
Drawn:	Checked:	Approved:
MT	BW	DK
Date:	Date:	Date:
03.11.23	03.11.23	04.12.23
Drawing No.:	Revision:	